


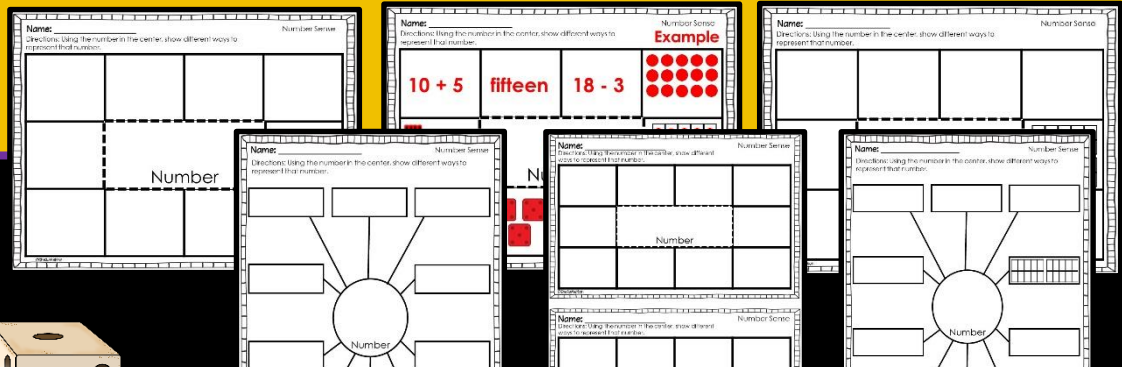
Number SENSE

FREEBIE!



$2 + 3 = 5$

Perfect for morning work, math notebooks, math stations, centers, sub-folders or 5-minute time fillers!




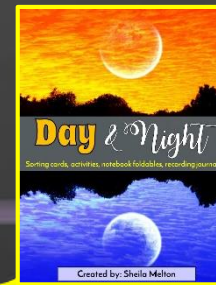


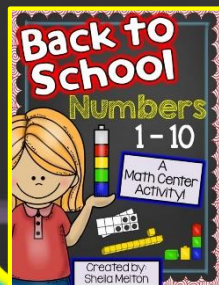

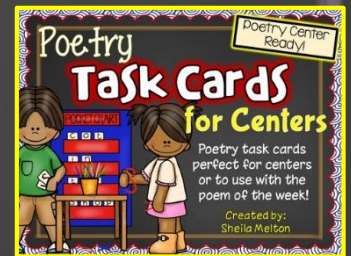
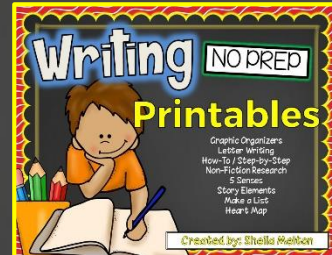
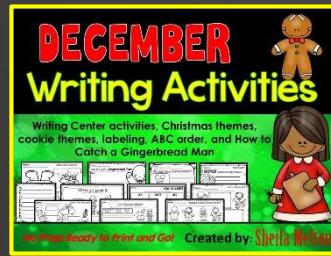

Created by: Sheila Melton

Thank you!

I hope you enjoy this freebie! 😊

Be sure to visit my **TpT store**! Click the ***green star*** to "Follow Me" and receive updates on new products, upcoming sales and FREEBIES!

Other units you may also be interested in.
Please visit my store to check them out!



Number Sense FREEBIE!

These Number Sense practice pages can be used for morning work, math centers, stations, math notebooks, small groups, math tubs, homework, sub plans, 5-minute fillers or early finishers.

Directions: Using the number in the center (chosen by you or the student), the students write down 10 different ways to show that number (base 10 blocks, addition sentence, dots, tally marks, number words, multiplication, pictures, etc.)

Several versions included:

- (2) full page versions with ten frames included
- (2) full page versions without ten frames
- (2) half page version (2 per page, with and without ten frames)

An example page is also included to show students what is expected.

These are the perfect size for students to keep in a math notebook or daily math journal!

Name: _____

Directions: Using the number in the center, show different ways to represent that number.



Number Sense

Example

$$10 + 5$$


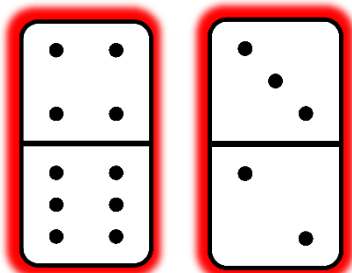
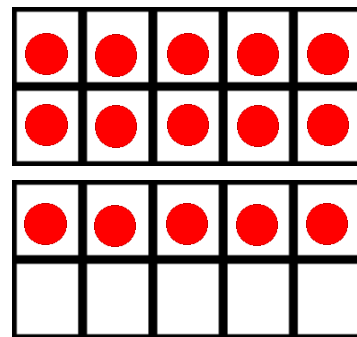
fifteen

$$18 - 3$$




15

Number



$$12 + 3$$



Name: _____

Number Sense

Directions: Using the number in the center, show different ways to represent that number.

| | | | |
|--|--------|--|--|
| | | | |
| | Number | | |
| | | | |

Name: _____

Number Sense

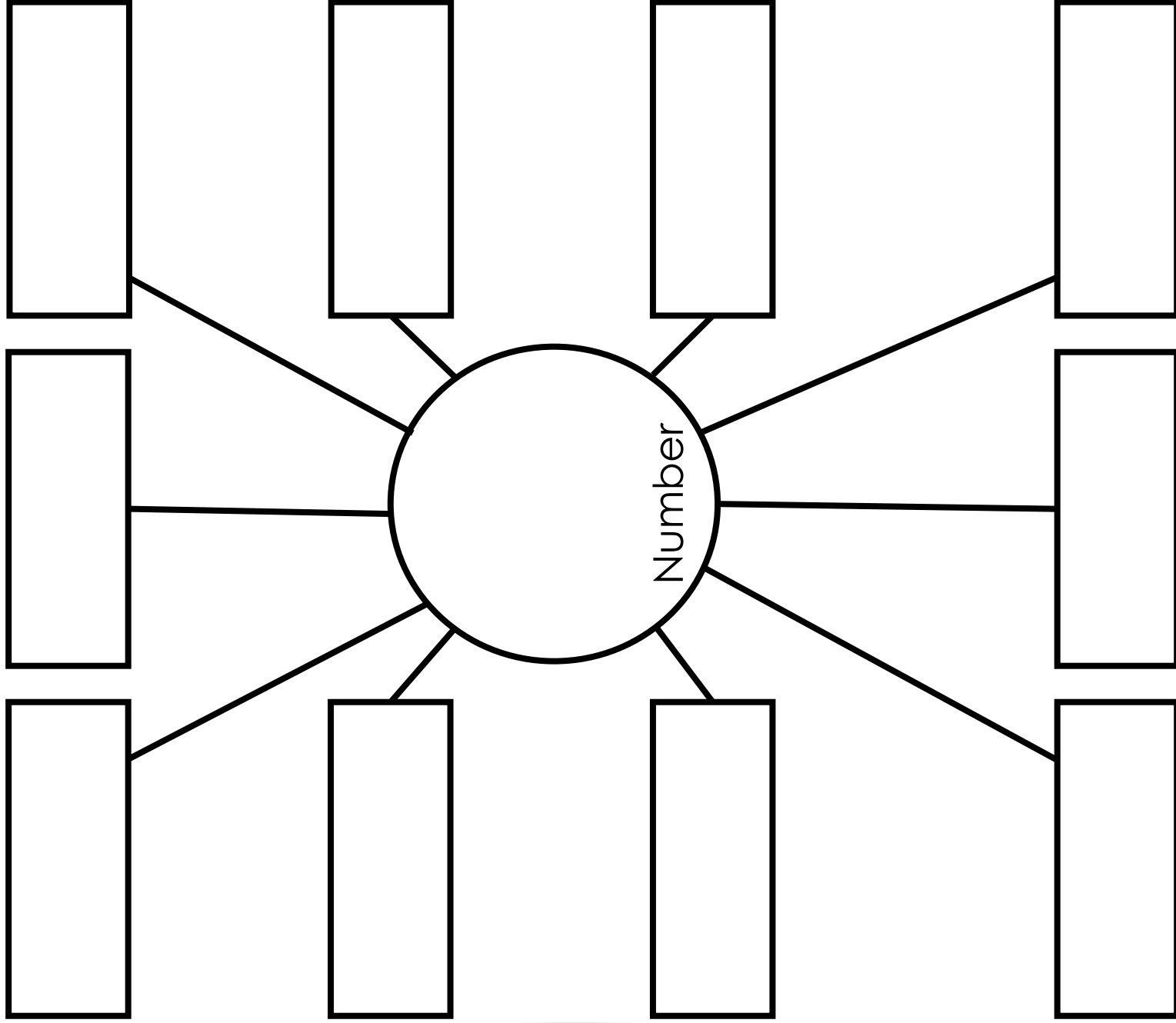
Directions: Using the number in the center, show different ways to represent that number.

| | | | | | | | | | | | | | | | | | | | | | | | |
|--|--------|--|--|--|--|--|--|--|--|--|--|--|--|--|--|--|--|--|--|--|--|--|--|
| | | | | | | | | | | | | | | | | | | | | | | | |
| | Number | | <table border="1"><tr><td></td><td></td><td></td><td></td><td></td></tr><tr><td></td><td></td><td></td><td></td><td></td></tr><tr><td></td><td></td><td></td><td></td><td></td></tr><tr><td></td><td></td><td></td><td></td><td></td></tr></table> | | | | | | | | | | | | | | | | | | | | |
| | | | | | | | | | | | | | | | | | | | | | | | |
| | | | | | | | | | | | | | | | | | | | | | | | |
| | | | | | | | | | | | | | | | | | | | | | | | |
| | | | | | | | | | | | | | | | | | | | | | | | |
| | | | | | | | | | | | | | | | | | | | | | | | |

Name: _____

Number Sense

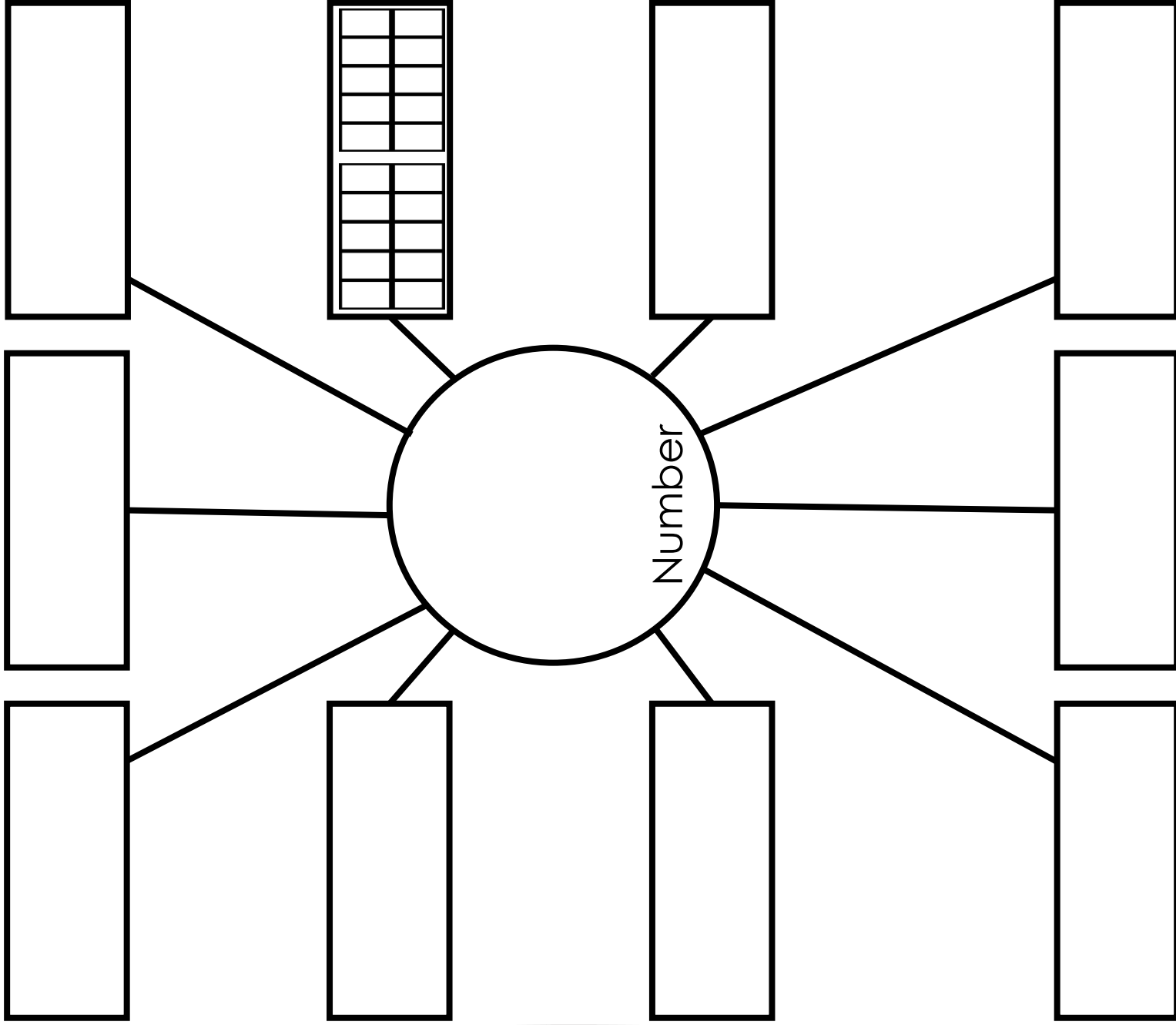
Directions: Using the number in the center, show different ways to represent that number.



Name: _____

Number Sense

Directions: Using the number in the center, show different ways to represent that number.



Name: _____

Number Sense

Directions: Using the number in the center, show different ways to represent that number.

| | | | |
|--|--|--------|--|
| | | | |
| | | Number | |
| | | | |

©SheilaMelton

Name: _____

Number Sense

Directions: Using the number in the center, show different ways to represent that number.

| | | | |
|--|--|--------|--|
| | | | |
| | | Number | |
| | | | |

©SheilaMelton

Name: _____

Directions: Using the number in the center, show different ways to represent that number.

Number Sense

| | | | |
|--|--|--------|--|
| | | | |
| | | Number | |
| | | | |

| | |
|--|--|
| | |
| | |
| | |
| | |

| | |
|--|--|
| | |
| | |
| | |
| | |

©SheilaMelton

Name: _____

Directions: Using the number in the center, show different ways to represent that number.

Number Sense

| | | | |
|--|--|--------|--|
| | | | |
| | | Number | |
| | | | |


| | |
|--|--|
| | |
| | |
| | |
| | |

| | |
|--|--|
| | |
| | |
| | |
| | |

©SheilaMelton

Credits

Clip art, frames, and background paper
used from these stores found on TpT!



©SheilaMelton. All of the activities included in this unit are the intellectual properties of Sheila Melton. This resource is for classroom use and is intended for the purchaser. Duplication for other classes, by other teachers or for use in wide distribution such as a school district or on the internet, is strictly forbidden unless multiple licenses are obtained. You may not re-sell or claim this product as your own. Violations are subject to the penalties of the Digital Millennium Copyright Act.

You are welcome to show samples of this item on your blog or website but please credit me by linking back to the item in my store. Thank you! ☺